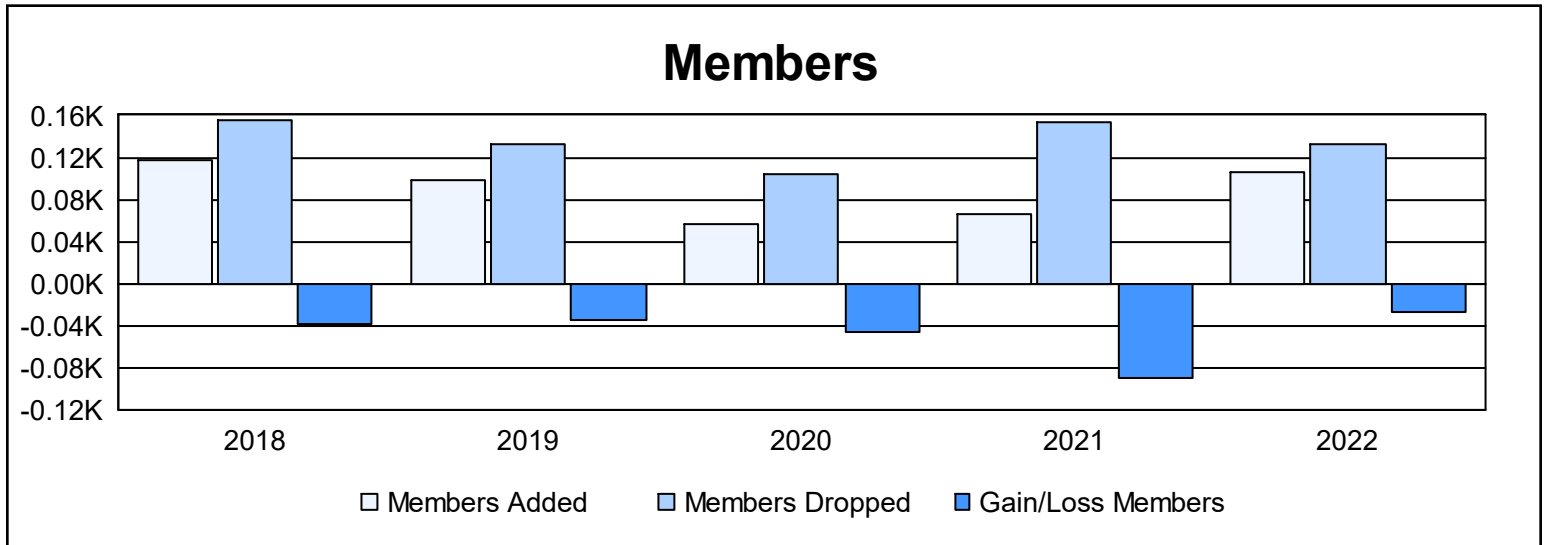
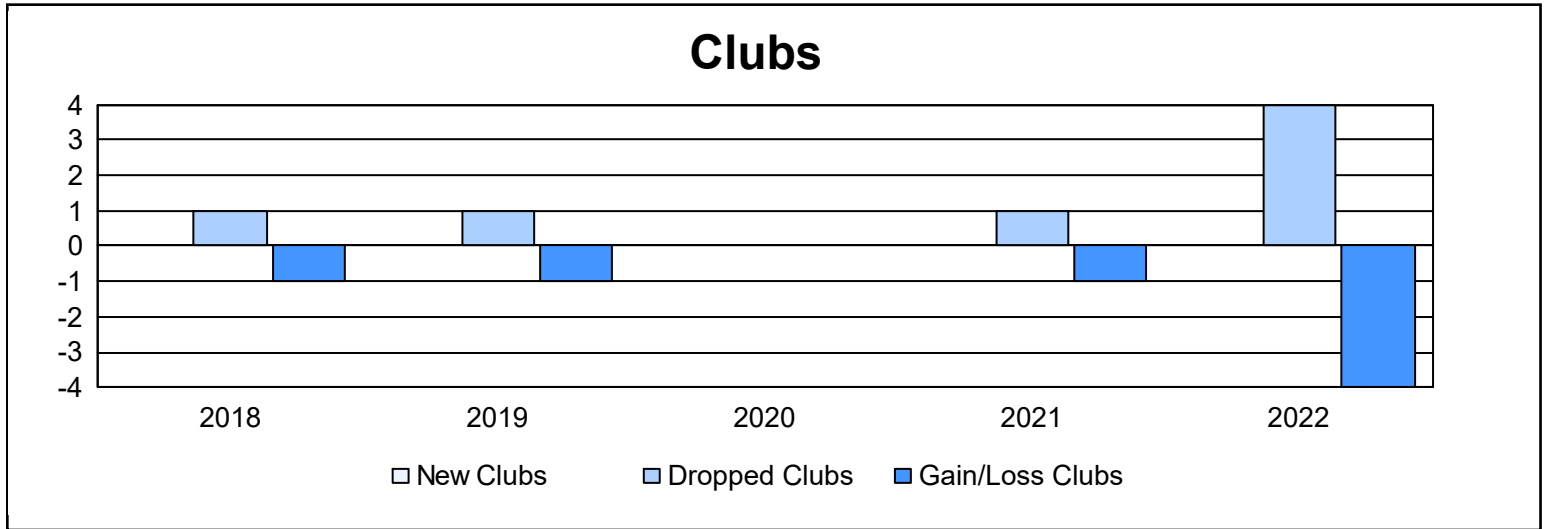
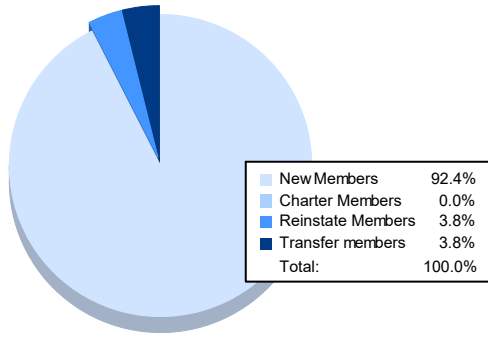


| Year | New Clubs | Dropped Clubs | Gain/ Loss Clubs | New Members | Charter Members | Reinstate Members | Transfer Members | Total Member Added | Total Members Dropped | Gain/ Loss Members |
|----------------|-----------|---------------|------------------|-------------|-----------------|-------------------|------------------|--------------------|-----------------------|--------------------|
| 2017-2018 | 0 | 1 | -1 | 105 | 0 | 5 | 7 | 117 | 156 | -39 |
| 2018-2019 | 0 | 1 | -1 | 93 | 0 | 2 | 3 | 98 | 132 | -34 |
| 2019-2020 | 0 | 0 | 0 | 55 | 0 | 0 | 1 | 56 | 103 | -47 |
| 2020-2021 | 0 | 1 | -1 | 62 | 0 | 2 | 1 | 65 | 154 | -89 |
| 2021-2022 | 0 | 4 | -4 | 97 | 0 | 4 | 4 | 105 | 133 | -28 |
| Average | 0 | 1 | -1 | 82 | 0 | 3 | 3 | 88 | 136 | -47 |



Membership Composition June 2022 Cumulative



Gender Composition June 2022 Cumulative

